



# 2750 3 Panel Folding Window

Company Name: \_\_\_\_\_

Job Address: \_\_\_\_\_

Lot #: \_\_\_\_\_

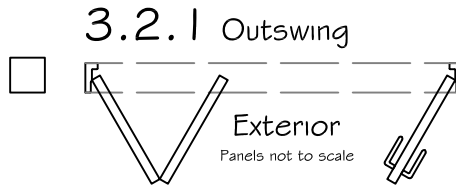
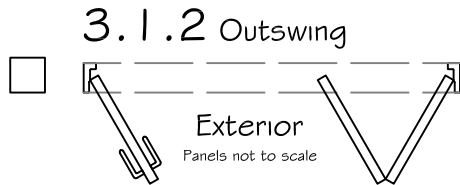
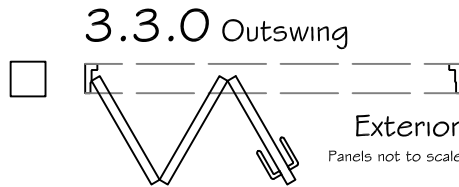
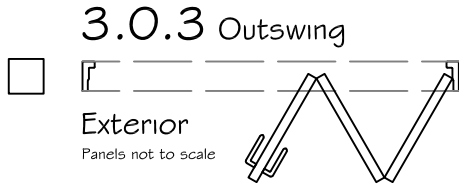
Super Name: \_\_\_\_\_

Super Email: \_\_\_\_\_

Super Cell: \_\_\_\_\_

Supervision: \_\_\_\_\_

Sell Price: \_\_\_\_\_



Custom Size: \_\_\_\_\_

Net Frame: Width \_\_\_\_\_

Height \_\_\_\_\_

## Vinyl Sash: 2750

- |                          |  |   |  |
|--------------------------|--|---|--|
| Exterior Color:          | <input type="checkbox"/> White             | <input type="checkbox"/> Beige              | <input type="checkbox"/> Other _____     |
| Interior Color:          | <input type="checkbox"/> White             | <input type="checkbox"/> Beige              | <input type="checkbox"/> Other _____     |
| Frame Style:             | <input type="checkbox"/> Block             | <input type="checkbox"/> 1" Nail-Fin        | <input type="checkbox"/> 1 3/8" Nail-Fin |
| Sill Style:              | <input type="checkbox"/> Standard          | <input type="checkbox"/> A.D.A.             | <input type="checkbox"/> Zero U-Channel  |
| Sill Color:              | <input type="checkbox"/> Clear Anodized    | <input type="checkbox"/> Commercial Bronze  |  |
| Handle Set Style:        | <input type="checkbox"/> Standard Straight | <input type="checkbox"/> Flared             |  |
| Handle Set Finish:       | <input type="checkbox"/> White             | <input type="checkbox"/> Brushed Chrome     | <input type="checkbox"/> Black           |
| Twin Bolt Handle Finish: | <input type="checkbox"/> White             | <input type="checkbox"/> Brushed Chrome     | <input type="checkbox"/> Black           |
| Hinge Finish:            | <input type="checkbox"/> Brushed Stainless | <input type="checkbox"/> Powder Coat Bronze | <input type="checkbox"/> _____           |
| Glass:                   | <input type="checkbox"/> 189               | <input type="checkbox"/> 366                | <input type="checkbox"/> Other _____     |

Signature: \_\_\_\_\_ Date: \_\_\_\_\_



# 2750 4 Panel Folding Window

Company Name: \_\_\_\_\_

Job Address: \_\_\_\_\_

Lot #: \_\_\_\_\_


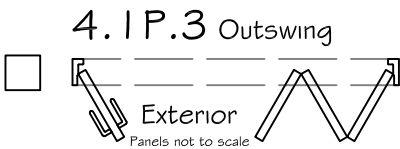
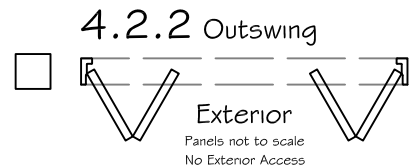

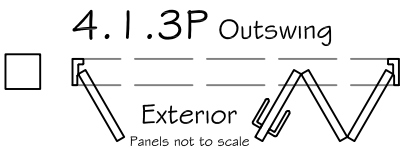
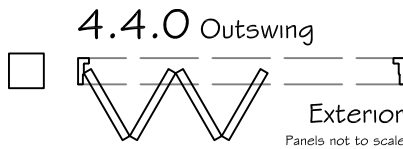
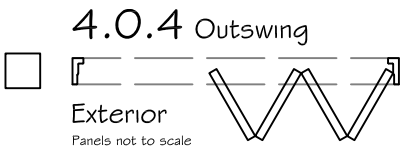
Super Name: \_\_\_\_\_

Super Email: \_\_\_\_\_

Super Cell: \_\_\_\_\_

Supervision: \_\_\_\_\_

Sell Price: \_\_\_\_\_



Custom Size: \_\_\_\_\_ Net Frame: Width \_\_\_\_\_ Height \_\_\_\_\_

## Vinyl Sash: 2750

- |                          |  |   |  |
|--------------------------|--|---|--|
| Exterior Color:          | <input type="checkbox"/> White             | <input type="checkbox"/> Beige              | <input type="checkbox"/> Other _____     |
| Interior Color:          | <input type="checkbox"/> White             | <input type="checkbox"/> Beige              | <input type="checkbox"/> Other _____     |
| Frame Style:             | <input type="checkbox"/> Block             | <input type="checkbox"/> 1" Nail-Fin        | <input type="checkbox"/> 1 3/8" Nail-Fin |
| Sill Style:              | <input type="checkbox"/> Standard          | <input type="checkbox"/> A.D.A.             | <input type="checkbox"/> Zero U-Channel  |
| Sill Color:              | <input type="checkbox"/> Clear Anodized    | <input type="checkbox"/> Commercial Bronze  |  |
| Handle Set Style:        | <input type="checkbox"/> Standard Straight | <input type="checkbox"/> Flared             |  |
| Handle Set Finish:       | <input type="checkbox"/> White             | <input type="checkbox"/> Brushed Chrome     | <input type="checkbox"/> Black           |
| Twin Bolt Handle Finish: | <input type="checkbox"/> White             | <input type="checkbox"/> Brushed Chrome     | <input type="checkbox"/> Black           |
| Hinge Finish:            | <input type="checkbox"/> Brushed Stainless | <input type="checkbox"/> Powder Coat Bronze |  |
| Glass:                   | <input type="checkbox"/> 189               | <input type="checkbox"/> 366                | <input type="checkbox"/> Other _____     |

Signature: \_\_\_\_\_ Date: \_\_\_\_\_



# 2750 5 Panel Folding Window

Company Name: \_\_\_\_\_

Job Address: \_\_\_\_\_

Lot #: \_\_\_\_\_

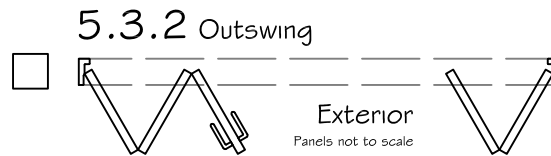
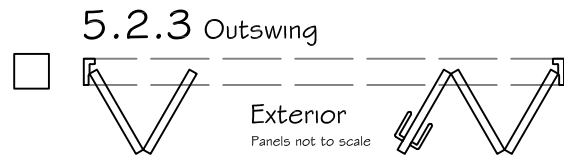
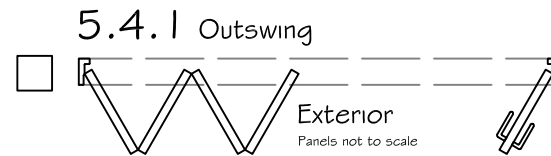
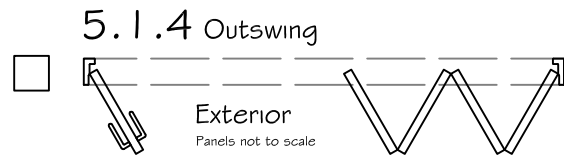
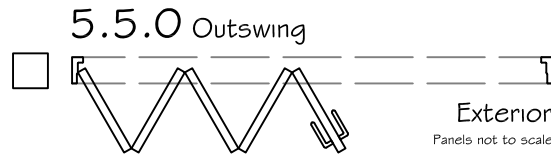
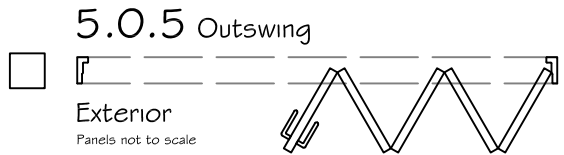
Super Name: \_\_\_\_\_

Super Email: \_\_\_\_\_

Super Cell: \_\_\_\_\_

Supervision: \_\_\_\_\_

Sell Price: \_\_\_\_\_



Custom Size: \_\_\_\_\_ Net Frame: Width \_\_\_\_\_ Height \_\_\_\_\_

## Vinyl Sash: 2750

- |                          |  |   |  |
|--------------------------|--|---|--|
| Exterior Color:          | <input type="checkbox"/> White             | <input type="checkbox"/> Beige              | <input type="checkbox"/> Other _____     |
| Interior Color:          | <input type="checkbox"/> White             | <input type="checkbox"/> Beige              | <input type="checkbox"/> Other _____     |
| Frame Style:             | <input type="checkbox"/> Block             | <input type="checkbox"/> 1" Nail-Fin        | <input type="checkbox"/> 1 3/8" Nail-Fin |
| Sill Style:              | <input type="checkbox"/> Standard          | <input type="checkbox"/> A.D.A.             | <input type="checkbox"/> Zero U-Channel  |
| Sill Color:              | <input type="checkbox"/> Clear Anodized    | <input type="checkbox"/> Commercial Bronze  |  |
| Handle Set Style:        | <input type="checkbox"/> Standard Straight | <input type="checkbox"/> Flared             |  |
| Handle Set Finish:       | <input type="checkbox"/> White             | <input type="checkbox"/> Brushed Chrome     | <input type="checkbox"/> Black           |
| Twin Bolt Handle Finish: | <input type="checkbox"/> White             | <input type="checkbox"/> Brushed Chrome     | <input type="checkbox"/> Black           |
| Hinge Finish:            | <input type="checkbox"/> Brushed Stainless | <input type="checkbox"/> Powder Coat Bronze |  |
| Glass:                   | <input type="checkbox"/> 189               | <input type="checkbox"/> 366                | <input type="checkbox"/> Other _____     |

Signature: \_\_\_\_\_ Date: \_\_\_\_\_



# 2750 6 Panel Folding Window

Company Name: \_\_\_\_\_

Job Address: \_\_\_\_\_

Lot #: \_\_\_\_\_

Super Name: \_\_\_\_\_

Super Email: \_\_\_\_\_

Super Cell: \_\_\_\_\_

Supervision: \_\_\_\_\_

Sell Price: \_\_\_\_\_

<input type="checkbox"/>	6.0.6 Outswing Exterior <small>Panels not to scale</small>		<input type="checkbox"/>	6.6.0 Outswing Exterior <small>Panels not to scale</small>	
<input type="checkbox"/>	6.1.5P Outswing Exterior <small>Panels not to scale</small>		<input type="checkbox"/>	6.5P.1 Outswing Exterior <small>Panels not to scale</small>	
<input type="checkbox"/>	6.1P.5 Outswing Exterior <small>Panels not to scale</small>		<input type="checkbox"/>	6.5.1P Outswing Exterior <small>Panels not to scale</small>	
<input type="checkbox"/>	6.2.4 Outswing Exterior <small>Panels not to scale</small>		<input type="checkbox"/>	6.4.2 Outswing Exterior <small>Panels not to scale</small>	
<input type="checkbox"/>	6.3P.3 Outswing Exterior <small>Panels not to scale</small>		<input type="checkbox"/>	6.3.3P Outswing Exterior <small>Panels not to scale</small>	

Custom Size: \_\_\_\_\_ Net Frame: Width \_\_\_\_\_ Height \_\_\_\_\_

## Vinyl Sash: 2750

- |                          |  |   |  |
|--------------------------|--|---|--|
| Exterior Color:          | <input type="checkbox"/> White             | <input type="checkbox"/> Beige              | <input type="checkbox"/> Other _____     |
| Interior Color:          | <input type="checkbox"/> White             | <input type="checkbox"/> Beige              | <input type="checkbox"/> Other _____     |
| Frame Style:             | <input type="checkbox"/> Block             | <input type="checkbox"/> 1" Nail-Fin        | <input type="checkbox"/> 1 3/8" Nail-Fin |
| Sill Style:              | <input type="checkbox"/> Standard          | <input type="checkbox"/> A.D.A.             | <input type="checkbox"/> Zero U-Channel  |
| Sill Color:              | <input type="checkbox"/> Clear Anodized    | <input type="checkbox"/> Commercial Bronze  |  |
| Handle Set Style:        | <input type="checkbox"/> Standard Straight | <input type="checkbox"/> Flared             |  |
| Handle Set Finish:       | <input type="checkbox"/> White             | <input type="checkbox"/> Brushed Chrome     | <input type="checkbox"/> Black           |
| Twin Bolt Handle Finish: | <input type="checkbox"/> White             | <input type="checkbox"/> Brushed Chrome     | <input type="checkbox"/> Black           |
| Hinge Finish:            | <input type="checkbox"/> Brushed Stainless | <input type="checkbox"/> Powder Coat Bronze |  |
| Glass:                   | <input type="checkbox"/> 189               | <input type="checkbox"/> 366                | Other _____                              |

Signature: \_\_\_\_\_ Date: \_\_\_\_\_